

**SREE BUDDHA COLLEGE OF ENGINEERING PATTOOR**

**CO - PO & PSO ATTAINMENT OUT PUT SHEET -THEORY  
B.TECH PROGRAM**

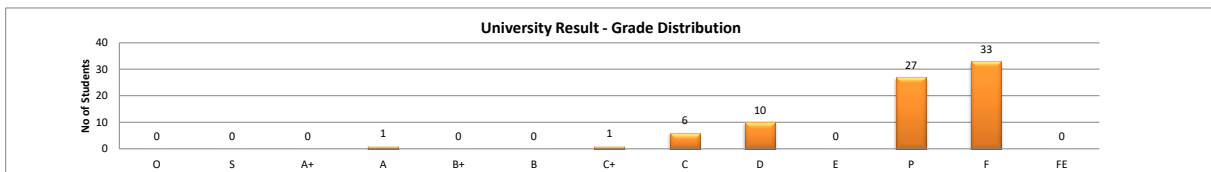
**UG- Mechanical Engineering Program**

**A. Course Details**

Course Name:	Mechanics of Fluids			Program	UG- Mechanical Engineering Program		
Course Code:	MET 203	Credit:	3	Scheme (2015/2019)	2019		
Course Type:	Theory			Academic Year	2021-22		
Course Coordinator:	Mr. Jinan S			No. of Students (All batches):	78		
Name of Co Faculty	Mr Sree Kumar E N			Semester	Odd	No. of Batches	2

**B. CO Attainment Through University Examinations**

University Examination	No of Students Scored Different Grades													Total Students	No. of Students Passed	Pass Percentage
	O	S	A+	A	B+	B	C+	C	D	E	P	F	FE			
	0	0	0	1	0	0	1	6	10	0	27	33	0	78	45	58



**C. Combined Attainment of COs (Direct + Indirect)**

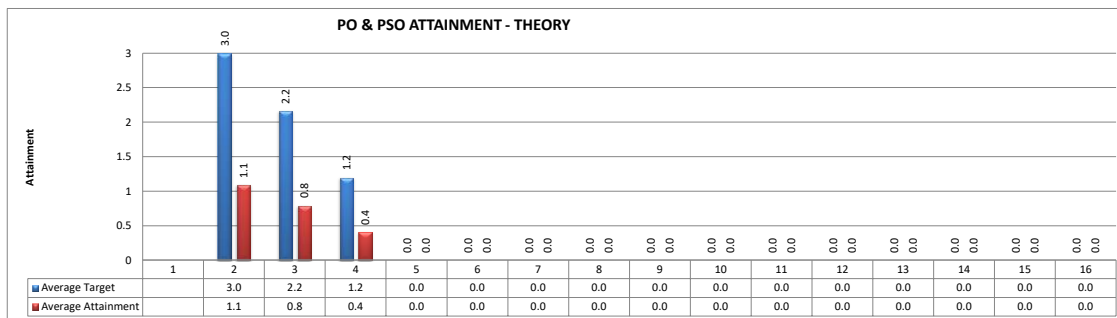
Course Outcomes	CO1	CO2	CO3	CO4	CO5	CO6
Target	3.0	3.0	3.0	3.0	3.0	3.0
Combined Attainment	1.5	1.2	0.6	1.2	0.6	1.5

CO	Target	Combined Attainment
CO1	3.0	1.5
CO2	3.0	1.2
CO3	3.0	0.6
CO4	3.0	1.2
CO5	3.0	0.6
CO6	3.0	1.5

**D. CO - PO & PSO Attainment**


Target Attainment	COs	POs												PSOs		
		PO1	PO2	PO3	PO4	PO5	PO6	PO7	PO8	PO9	PO10	PO11	PO12	PSO1	PSO2	PSO3
3	CO1	3	2	0	0	0	0	0	0	0	0	0	0	0	0	0
3	CO2	3	2	1	0	0	0	0	0	0	0	0	0	0	0	0
3	CO3	3	2	1	0	0	0	0	0	0	0	0	0	0	0	0
3	CO4	3	3	2	0	0	0	0	0	0	0	0	0	0	0	0
3	CO5	3	2	1	0	0	0	0	0	0	0	0	0	0	0	0
3	CO6	3	2	1	0	0	0	0	0	0	0	0	0	0	0	0
Average Target		3.0	2.2	1.2	0.0	0.0	0.0	0.0	0.0	0.0	0.0	0.0	0.0	0.0	0.0	0.0

Actual Attainment	COs	POs												PSOs		
		PO1	PO2	PO3	PO4	PO5	PO6	PO7	PO8	PO9	PO10	PO11	PO12	PSO1	PSO2	PSO3
1.52	CO1	1.5	1.0	0.0	0.0	0.0	0.0	0.0	0.0	0.0	0.0	0.0	0.0	0.0	0.0	0.0
1.16	CO2	1.2	0.8	0.4	0.0	0.0	0.0	0.0	0.0	0.0	0.0	0.0	0.0	0.0	0.0	0.0
0.6	CO3	0.6	0.4	0.2	0.0	0.0	0.0	0.0	0.0	0.0	0.0	0.0	0.0	0.0	0.0	0.0
1.16	CO4	1.2	1.2	0.8	0.0	0.0	0.0	0.0	0.0	0.0	0.0	0.0	0.0	0.0	0.0	0.0
0.6	CO5	0.6	0.4	0.2	0.0	0.0	0.0	0.0	0.0	0.0	0.0	0.0	0.0	0.0	0.0	0.0
1.52	CO6	1.5	1.0	0.5	0.0	0.0	0.0	0.0	0.0	0.0	0.0	0.0	0.0	0.0	0.0	0.0
Average Attainment		1.1	0.8	0.4	0.0	0.0	0.0	0.0	0.0	0.0	0.0	0.0	0.0	0.0	0.0	0.0
% Attainment		36.4	36.6	34.4	0.0	0.0	0.0	0.0	0.0	0.0	0.0	0.0	0.0	0.0	0.0	0.0



**E. Continuous Improvement**

ACADEMIC YEAR	% Attainment of POs and PSOs														
	PO1	PO2	PO3	PO4	PO5	PO6	PO7	PO8	PO9	PO10	PO11	PO12	PSO1	PSO2	PSO3
CAY	36.4	36.6	34.4	0.0	0.0	0.0	0.0	0.0	0.0	0.0	0.0	0.0	0.0	0.0	0.0
CAYM1	55.0	88.0	99.0	77.0	77.0	9.0	9.0	9.0	9.0	9.0	9.0	9.0	9.0	9.0	9.0
CAYM2	66.0	66.0	66.0	55.0	55.0	55.0	55.0	55.0	55.0	55.0	55.0	55.0	55.0	55.0	55.0



**F. Comments - Continuous Improvement**

ACADEMIC YEAR	FACULTY HANDLED	COMMENTS
CAY	Jina S , Sreekumar E N	0
CAYM1	Jina S , Sreekumar E N	0
CAYM2	Jina S , Sreekumar E N	0

Prepared by  
(Course Coordinator)

Verified by  
(Stream Coordinator)

HoD

Approved by  
(Principal)



**Back to Theory Input**